



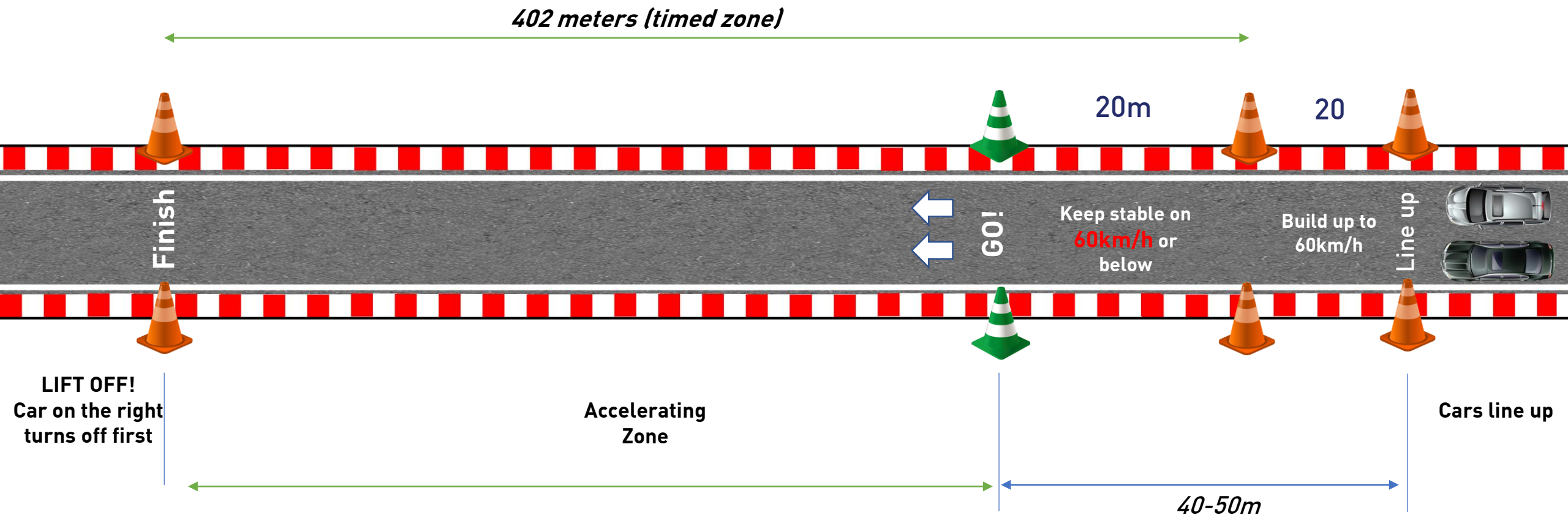
DRIVE-THRU
ROLLRACING
DXB

GENERAL SAFETY PRECAUTIONS

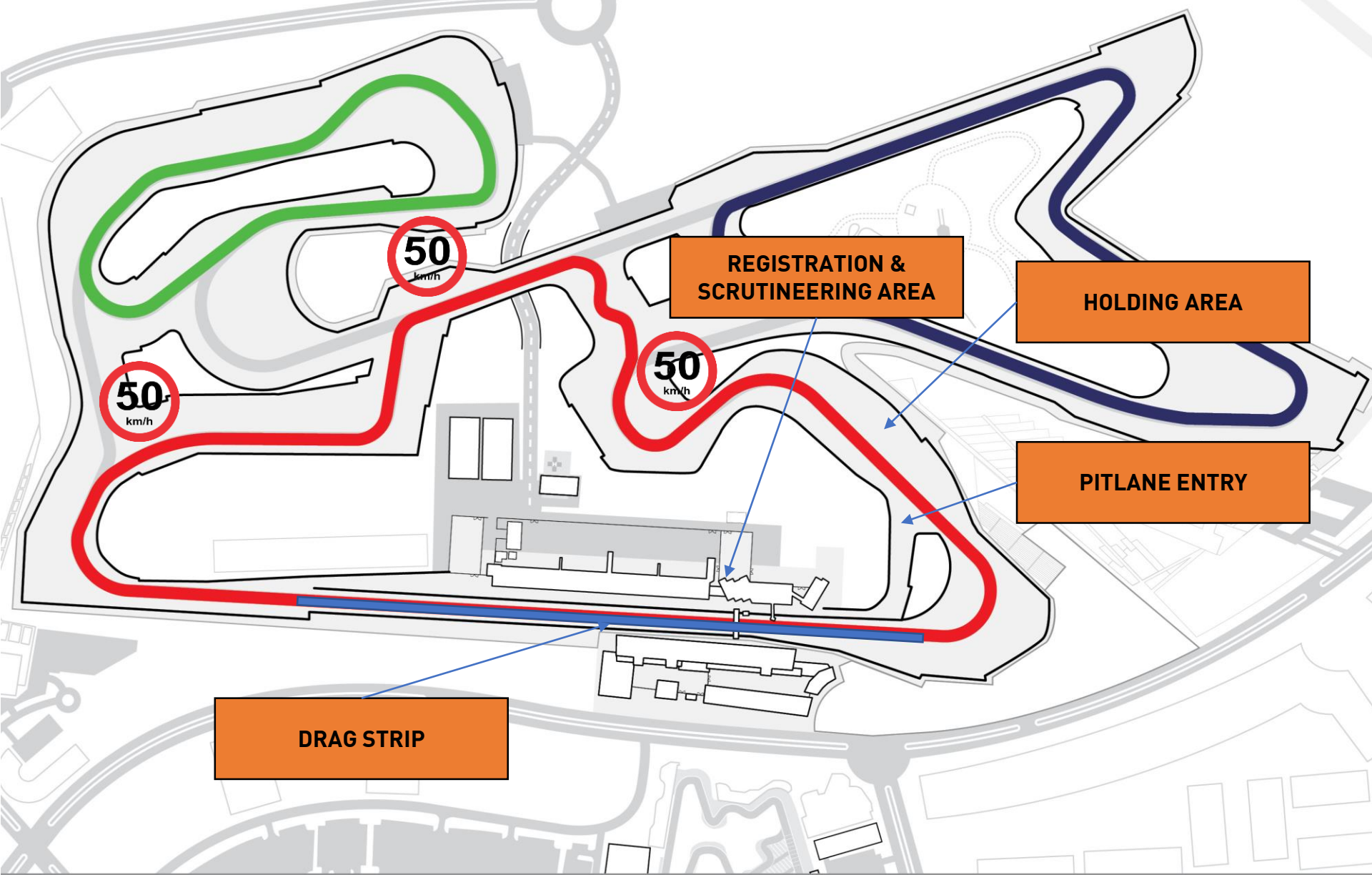
- Follow the instructions by the instructor, race control officials and track marshals at all times.
- Adhere to social distance as much as possible.
- Ensure your car is in proper running condition (brakes, tyres, no leaks, ...)
- An adequate firewall must separate the fuel tank from the driver's compartment. It must be impervious to the passage of fumes and liquids.

WHAT IS ROLL RACING DXB?

- Roll racing is racing that occurs from a “roll”, meaning both vehicles start from a **rolling** start.
- The speed that the roll begins at is variable, but the outcome of who gets to the finish line, or who is in front of the other vehicle first is the winner.



GENERAL INFORMATION



Format of the Event

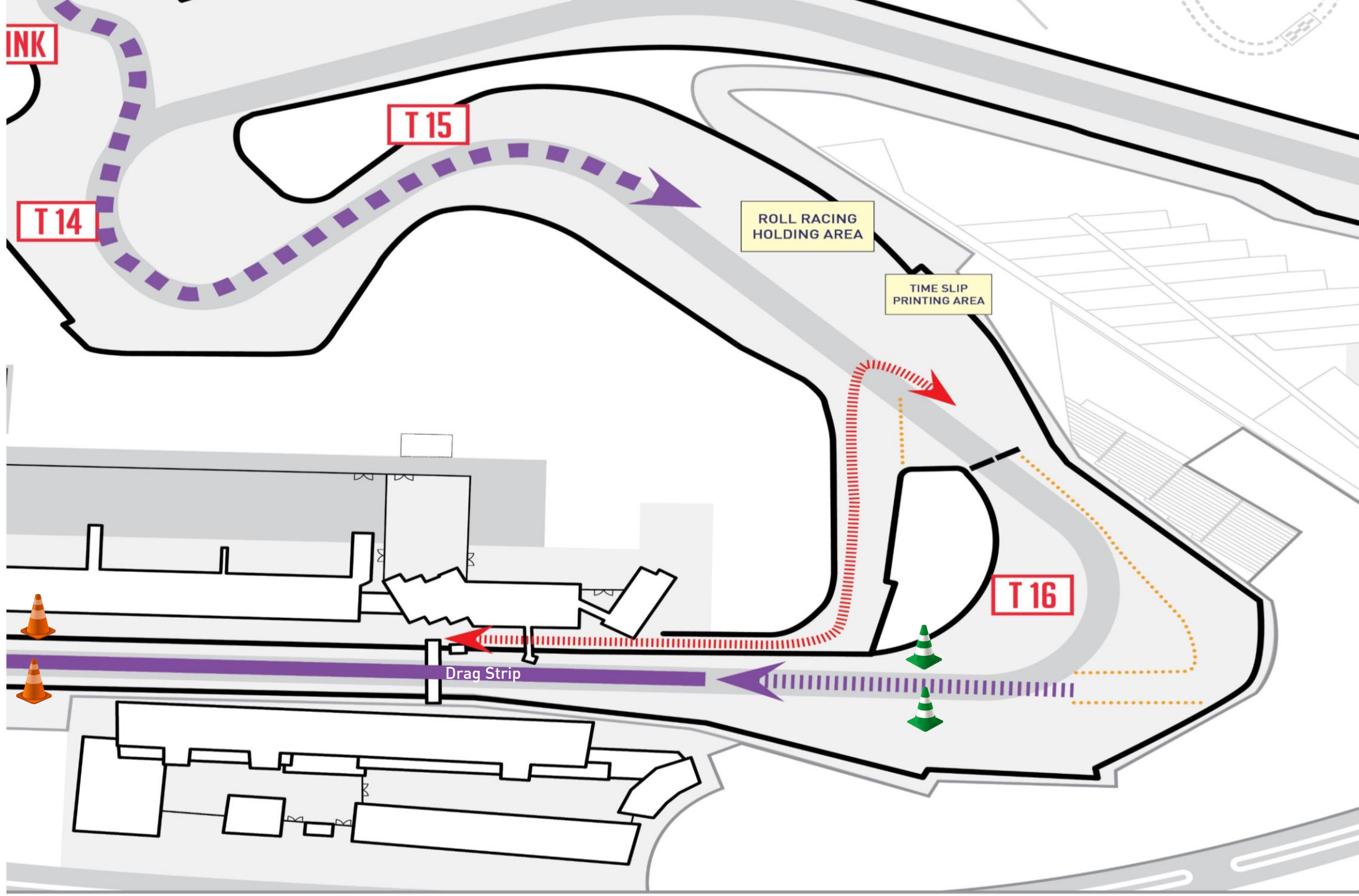
- Runs will take place on the main straight.
- There is no fixed order, cars will queue up and go against each other on first-come, first-served basis.
- After each run, cars have to slow down and return to holding area using the Club Circuit section (track marked in red).
- While returning, cars should not exceed 50 km/h, stop at any point or perform any reckless driving maneuvers (e.g. drifting, donuts).
- Participants can return to paddock for a break or to leave the venue via pitlane.

Track conditions

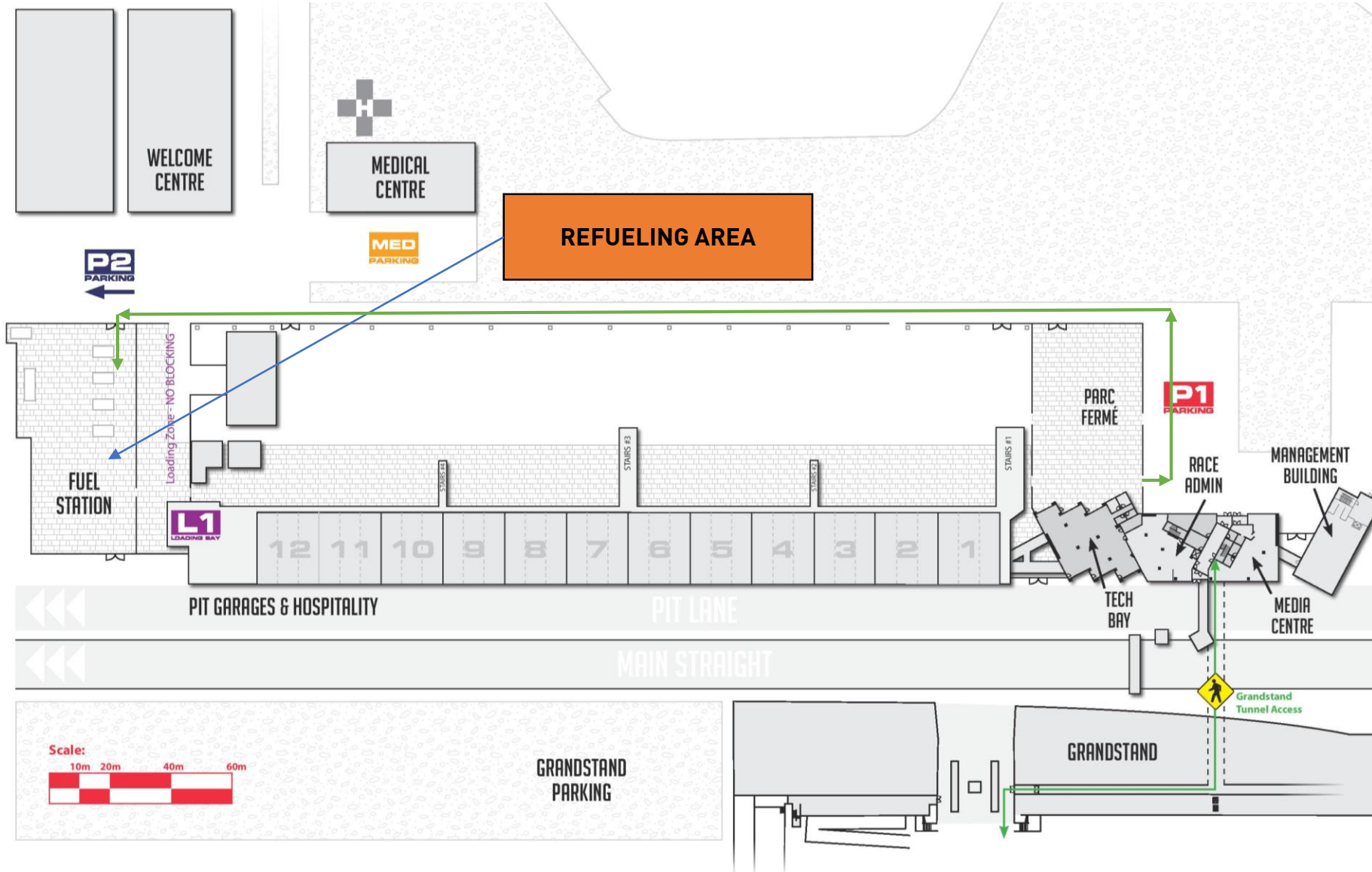
- The main straight will be cleaned as much as possible before the start of the event.
- Please approach the Dubai Autodrome team on site for additional information.

Pitlane Operations

- Track Marshals will control the flow of cars in pitlane going to or leaving the activity
- Follow the marshals instructions at all time!




REFUELING



- Refueling will only be allowed in the designated refueling area
- Please deliver your fuel canisters to the Fuel Station before starting your runs
- Between runs, you can access the fuel station from the gate opposite Welcome Centre
- The Fuel Station will be manned by DA staff to keep an eye on the fuel cannisters
- Fire Extinguishers are available to guarantee safe refueling process


FLAGS & LIGHTS

- Our **ONLY** method of communicating with you
- Please observe them. Be prepared to follow instructions



YELLOW

Danger, slow down sufficiently to ensure that full control of the vehicle can be retained. No overtaking.



RED

Session Stopped.


Slow down immediately and slowly return to pitlane.



RED AND YELLOW STRIPED

You are approaching a slippery surface.

Reduce speed accordingly and be prepared for reduced grip.



CHEQUERED

End of session.

Finish your lap and return to pitlane

RULES & GENERAL POINTS

- ✓ NO BURNOUTS , NO FULL SLICK TIRES!
- ✓ All cars must be **inspected**, checked for leaks etc. in Parc Ferme area before accessing circuit.
- ✓ Any misbehavior on track will be evicted - **DON'T STOP ON TRACK – Monitored by cameras.**
- ✓ Should you damage any timing equipment set up on track, it might lead to no run times being recorded
 - Stay within the track limits
 - Damages will be charged at AED 2,500 (payable on site)
- ✓ Pit lane exit and entry guided by marshals - DO NOT go out or in by your self!
- ✓ Passengers: can be booked online and need to sign-on during Drive-Thru registration process.
- ✓ Identification: wristbands need to be worn at all times.
- ✓ Helmets and seatbelts: worn correctly at all times on track.
- ✓ Cars: Windows rolled up, convertibles must remain closed, towing eyes should be fixed or easily accessible.
- ✓ After race is complete, slow down to 40km/h continue via track. **Monitored by cameras.**
- ✓ No smoking in Holding area only in paddock side.
- ✓ Wear comfortable clothing and closed shoes (no sandals allowed).
- ✓ Approach the timing team on site to receive a print-out of your run time and speed.

دبي اوتودروم
DUBAI AUTODROME

9.8 12

THANK YOU!

