



RADICAL UAE
WITH **GULFSPORT RACING**

Feleo Furtado
Clerk of the Course

Drivers Briefing

Dubai Autodrome
13th November 2020

- Have read the COVID-19 Guidelines for International and National events held at the Dubai Autodrome and Kartdrome and will comply.
- Have signed the Briefing Disclaimer.
- Have read the regulations and will comply.

Circuit Configuration

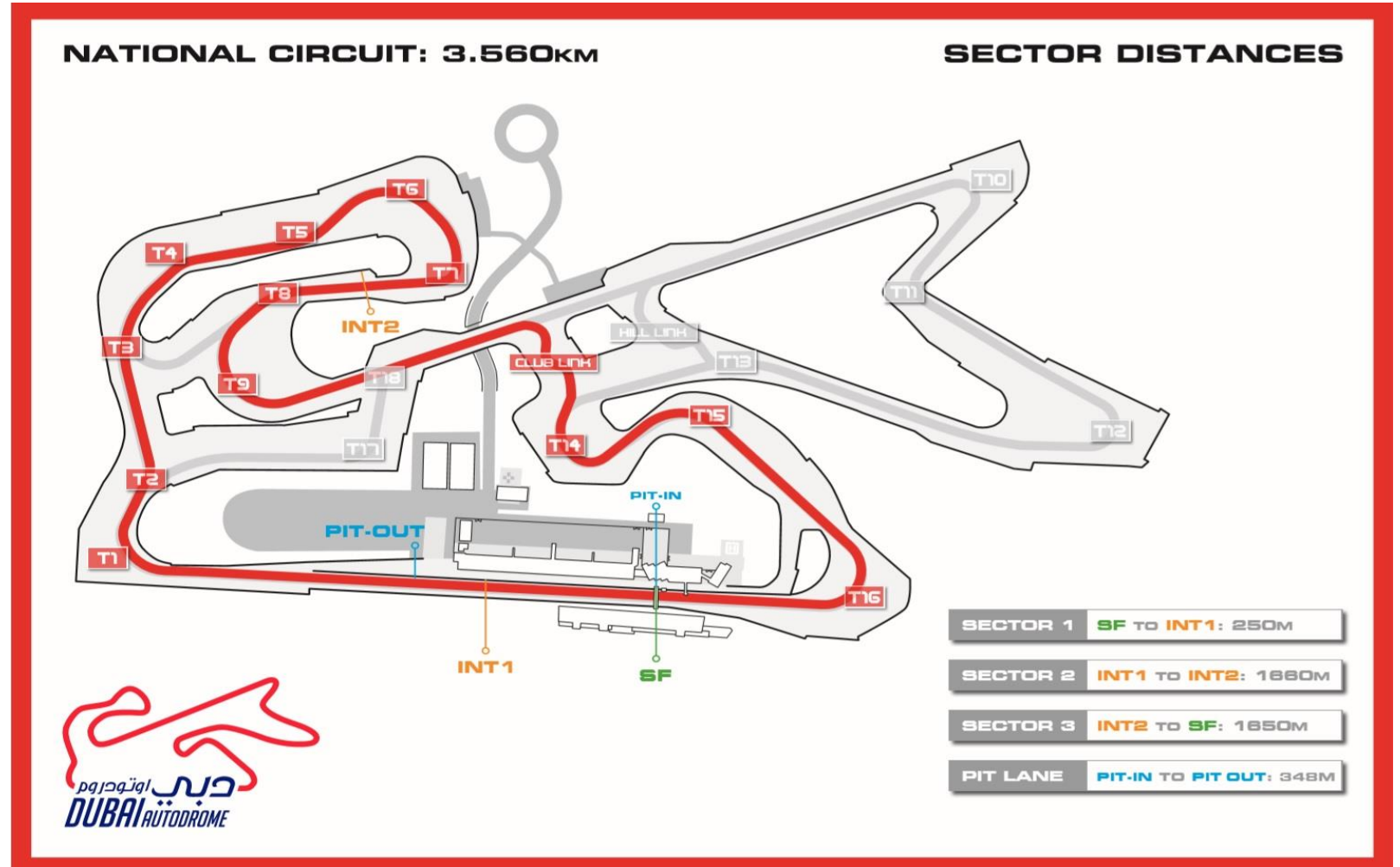
Circuit Length – 3.560 Kms

Pit Entry – RHS after T15

Pit Exit – Keep to the right of blend line while exiting.

Pit Lane Speed – 60 Km/Hr


Pit In to Pit Out – Cone will be placed each end.



Pit Lane Speed Limit



- Speed Limit is 60 Km/Hr.
- This is the maximum speed allowed.



- Speed Limit ends at the Pit Exit lights.
- Speed will be monitored by a radar gun both coming in as well as exiting.

Pit Lane



- Enter pits safely.
- Do not swerve across the track to enter pits.



RADICAL UAE
WITH **GULFSPORT RACING**

Access onto Track

- Follow instructions given by the officials.
- Access to pit lane : Be careful while exiting your respective garages.
- Once access to pit lane is granted, wait till the pit exit lights are green.
- Return to Pit Lane : follow instructions of officials regarding Parc Ferme.
- Clear Pit Lane at the earliest after the session.

Blend Line



- Stay to the right of the blend line.
- Crossing over or even touching the blend line during your out lap for any of your sessions, will be penalized.




RADICAL UAE
WITH **GULFSPORT RACING**

Race Starts

- All races are rolling starts.
- 2 X 2 grid formation with pole on the right.
- Pit Lane will be open for 5 minutes.
- Countdown boards will be shown from the Flag Gantry – starting with 3 mins. Countdowns may be quickened in the interest of saving/making up time.
- Engines on at the 1 Minute signal. 15 seconds. Pace Car released.
- Formation Lap commences when green lights are illuminated, and green flags are waved.
- NO EXCESSIVE WEAVING DURING FORMATION LAP.
- Pace car peels into Pit Lane. Lead Cars control the pace. Allow the Pace car space to accelerate towards Pit Lane. Maintain 2 distinct lanes by Turn 15/16.
- Race starts when all the red lights are extinguished.

Pit In & Pit Out Loops



Pit In Loop



Pit Out Loop


- Pit In to Pit Out is 348 meters.
- Refer to your series Sporting Regulations for more information regarding pit stops and driver change procedures.

Track Limits



- Track Limits will be observed all around the circuit.
- Turn 2, between Turns 4, 5, & 6, and Turn 16 will be specially observed by Judges of Fact.
- Fastest times deleted in qualifying. Warnings/Penalties during the race.

Yellow Flags and/or Lights



- Flags at Marshal Posts or trackside. Yellow lights trackside.
- SLOW DOWN.
- No Overtaking until you have passed the green flag which will be shown at a marshal post after the incident.
- May be shown at preceding post too.
- FIA rule : “...must be evident that a driver has reduced speed/abandoned lap...”



RADICAL UAE
WITH **GULFSPORT RACING**

Incidents

- Pay attention to flags and/or lights being shown trackside.
- No car-to-car contacts.
- If car is damaged or dropping oil, get off the racing line.
- Assist the marshals to recover you and your car to safety.
- Follow instructions given by officials & marshals. NO TANTRUMS, ABUSE, OR ARGUMENTS.
- Medical Clearance required to be permitted for the next session for drivers involved in impact/contact incidents.

Safety & Fire Points



Place of safety for Car/Driver



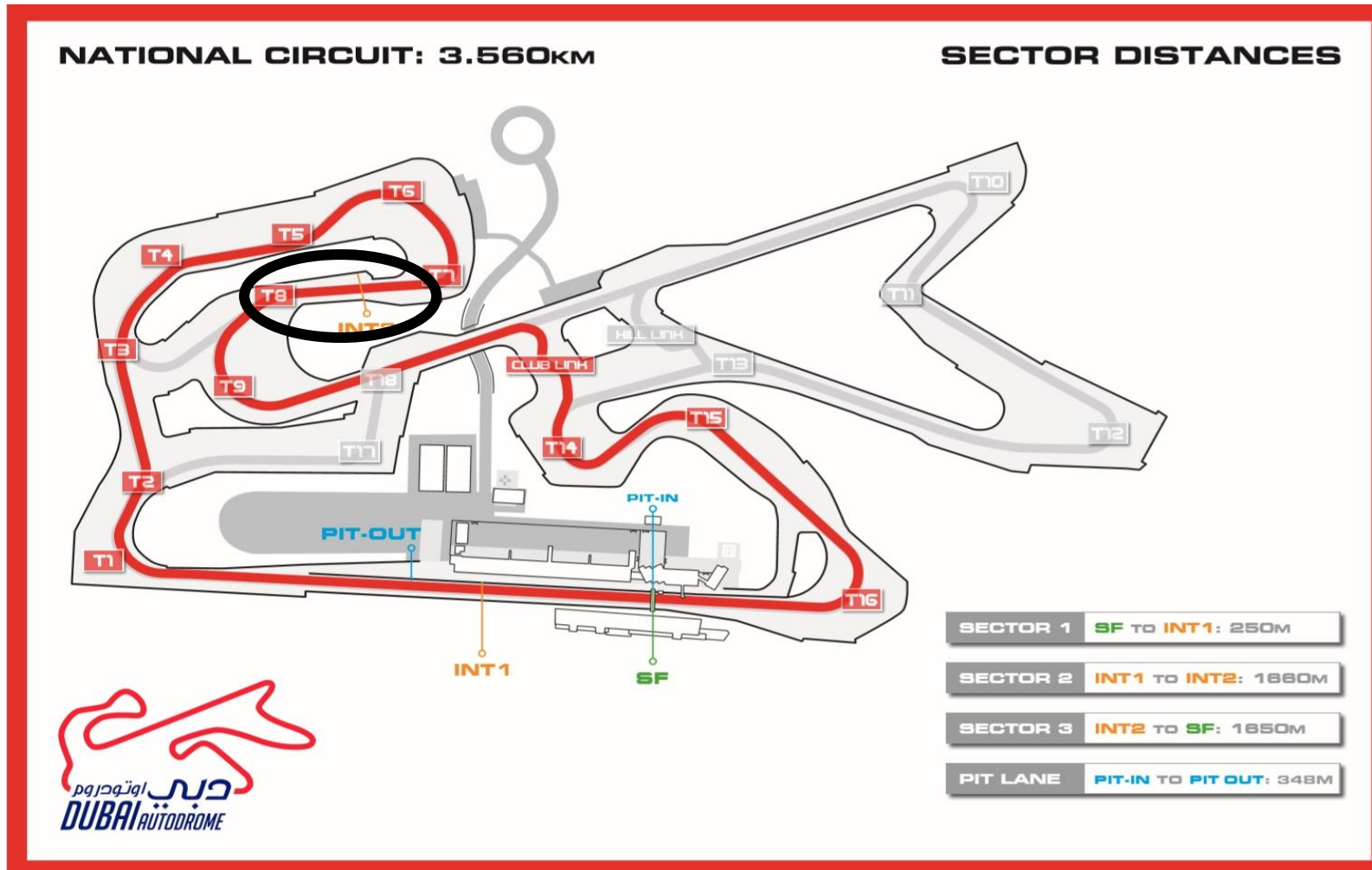
Fire Points – Manned & Unmanned

Safety Car



- Joins from Pit Exit. On the first lap, will join from T15 RHS.
- Slow down when flags and boards are displayed.
- Single file behind the Safety Car – no overtaking.
- **ONLY OVERTAKE SAFETY CAR WHEN INSTRUCTED BY THE NAVIGATOR IN SAFETY CAR.**
- If Safety Car goes over the runoff area or enters pits with lights on, follow it.
- Lights off between Turns 7 and 8 signals that it will enter pit lane to clear.
- Do not overtake Safety Car until it has past Safety Car Line 1.
- No overtaking until green flag is displayed – for avoidance of doubt green flag will be displayed from start/finish line.

Safety Car




Safety Car will switch its lights off between T11 & T12



RADICAL UAE
WITH **GULFSPORT RACING**

Safety Car



Red Flags and Lights



- Flags at Marshal Posts or trackside. Red lights trackside.
- Slow down. No overtaking. Be prepared to stop before the incident if necessary.
- Pit Exit will be closed.
- Return to pit lane during Practice and Qualifying.
- Return to Start/Finish during Race and await instructions from officials.

Race Control Signaling



DRIVE THROUGH
PENALTY

- Will be shown along with the Car number.
- Will be shown at the bottom of the Flag Gantry at Start/Finish.
- DO NOT IGNORE!

Race Control Signaling



- Signals will be shown along with your competition number.

Chequered Flag



- Will be shown from the Start/Finish Gantry and at Marshal Post 1 on the left.
- ONLY TAKE IT ONCE!
- Slow down.
- Complete the slow lap and return to pits.
- NO BURNOUTS OR DONUTS!



RADICAL UAE
WITH **GULFSPORT RACING**

Chequered Flag Locations





RADICAL UAE
WITH **GULFSPORT RACING**

THANK YOU!
HAVE A SAFE AND
ENJOYABLE
WEEKEND!